

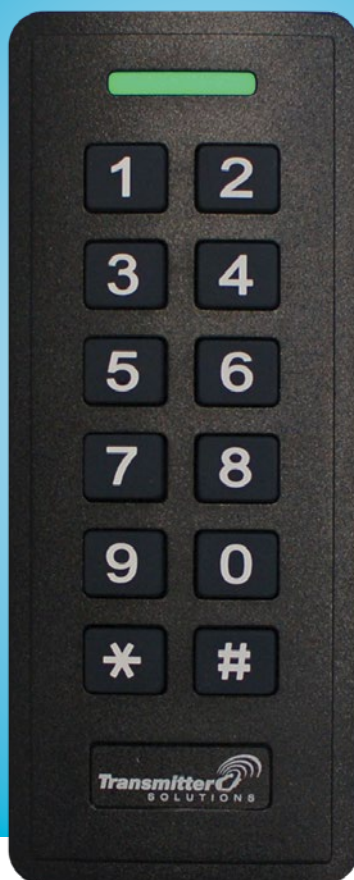
DOLXMWIIHIDEM Reader/Keypad

USER MANUAL

INSTRUCTIONAL



VIDEO



V.1.15.18

- 1] Overview
- 2] Installation
- 3] Wiring Guide
- 4] Functions Table



The DOLXMWIHIDEM is a Wiegand output keypad with an integrated proximity reader. The keypad is digital with built-in Light Dependent Resistor (LDR) sensor for anti-tamper. Because the keypad is IP66 rated, it can be mounted indoor or outdoor.

SPECIFICATIONS

Frequency	125KHz
Card Type	EM & HID® Cards/FOBS
Read Range	4-8 cm
Standby Current	<35mA
Operating Voltage	9-18VDC
Wiegand Ouput Format	Wiegand 26 bit (factory default)
Keypad Transmission Format	4 bits (factory default)
Operating Temperature	-40°C ~ 60°C
Operating Humidity	0% RH ~ 96% RH
Color	Black
Index of Protection	IP 66
Dimensions	4-3/4" (L) x 2" (W) x 13/16" (D) inches
Net Weight	150 g
Shipment Weight	200 g

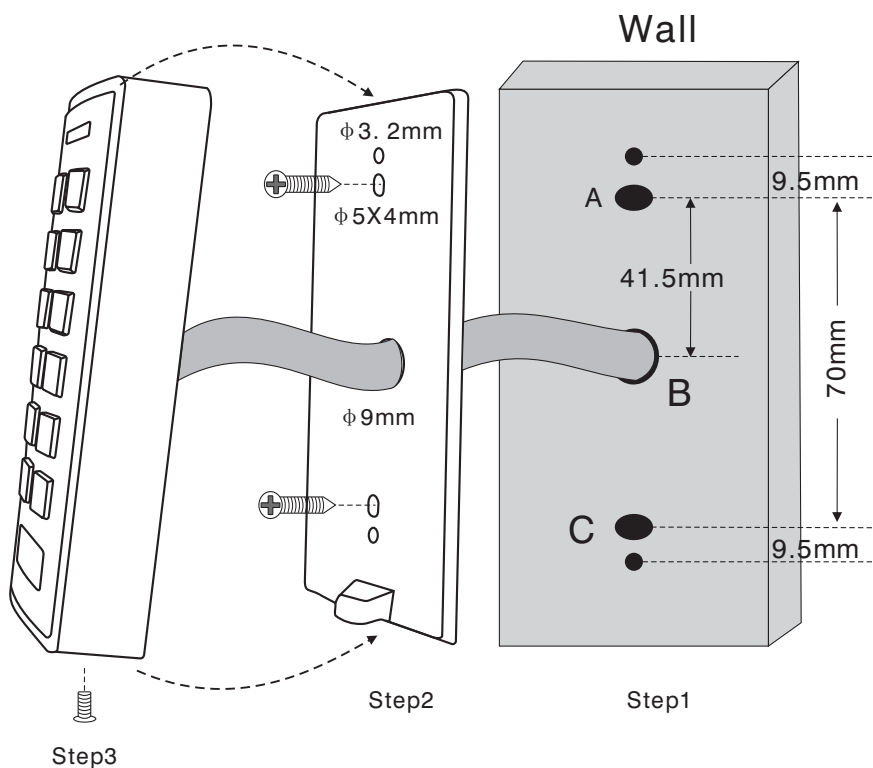
PACKING LIST

DOLXMWIHIDEM Reader	1
Manual	1
Screw Driver	1
Wall Fixing Plus	2
Self Tapping Screws	2

2

Installation

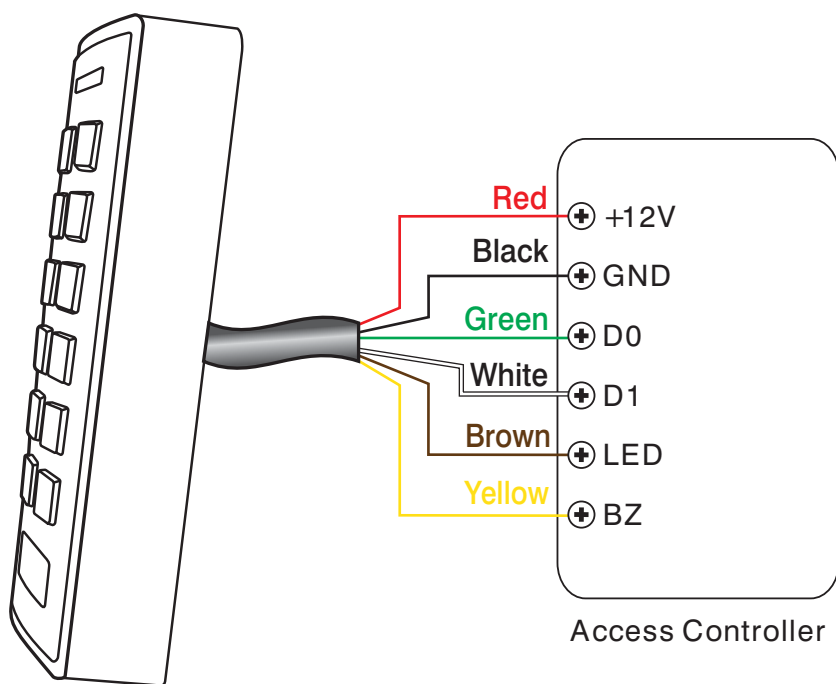
- Drill 2 holes (A ,C) on the wall for the screws and one hole (B) for the cable
- Knock the supplied rubber bungs to the screw holes (A ,C)
- Fix the back cover firmly on the wall with 2 screws
- Thread the cable through the cable hole (B)
- Attach the unit to the back cover



3 Wiring Guide

Wire Color	Function	Notes
Red	Power +	+DC (9-18 VDC)
Black	GND	Ground
Green	D0	Data 0
White	D1	Data 1
Brown	LED	Green LED Light Control
Yellow	Buzzer	Buzzer Control

Note: Brown and Yellow wires are optional connections.



DOLXMWIHIDEM

Read Card	The LED light will turn Green, and the buzzer will beep, the reader outputs the Wiegand signal
External LED Control	When the input voltage for the LED is low, the LED will turn Green
External Buzzer Control	When the input voltage for the Buzzer is low, the Buzzer will sound
Wiegand Data Output	Wiegand 26~37 bits range available for DOLXMWIIHIDEM reader, factory default setting is Wiegand 26 bits, HID® card can output Wiegand 26~37 automatically, EM and Mifare cards are forced to output based on the reader setting.

Keypad Transmission Format

The keypad will transmit the PIN data when it receives the key **#** after PIN code.

Facility Code is always “000”.

The PIN code will always be the Wiegand serial number (a 1 to 5 digit number). Numbers eligible are 1 - 65535.

IMPORTANT NOTE:

The keypad output is factory default set at 4 bit burst output. Upon request, it can be changed, by Transmitter Solutions, to 10 bit or 8 bit burst output.

TRANSMITTER SOLUTIONS WARRANTY

The warranty period of Transmitter Solutions keypad is twenty-four (24) months. This warranty shall begin on the date the keypad is manufactured. During the warranty period, the product will be repaired or replaced (at the sole discretion of Transmitter Solutions) if the product does not operate correctly due to a defective component. This warranty does not extend to (a) the keypad case, which can be damaged by conditions outside the control of Transmitter Solutions, or (b) battery life of the keypad. This warranty is further limited by the following disclaimer of warranty and liability:

EXCEPT AS SET FORTH ABOVE, TRANSMITTER SOLUTIONS MAKES NO WARRANTIES REGARDING THE GOODS, EXPRESS OR IMPLIED, INCLUDING WARRANTY OF MERCHANTABILITY OR WARRANTY OF FITNESS FOR A PARTICULAR PURPOSE. BUYER MAKES NO RELIANCE ON ANY REPRESENTATION OF TRANSMITTER SOLUTIONS, EXPRESS OR IMPLIED, WITH REGARD TO THE GOODS AND ACCEPTS THEM "AS-IS/WHERE-IS". TRANSMITTER SOLUTIONS SELLS THE GOODS TO BUYER ON CONDITION THAT TRANSMITTER SOLUTIONS WILL HAVE NO LIABILITY OF ANY KIND AS A RESULT OF THE SALE. BUYER AGREES THAT TRANSMITTER SOLUTIONS SHALL HAVE NO LIABILITY FOR DAMAGES OF ANY KIND, WHETHER DIRECT, INCIDENTAL OR CONSEQUENTIAL DAMAGES, INCLUDING INJURIES TO PERSONS OR PROPERTY, TO BUYER, ITS EMPLOYEES OR AGENTS, AS A RESULT OF THE SALE. BUYER ALSO AGREES TO HOLD TRANSMITTER SOLUTIONS HARMLESS FROM ANY CLAIMS BUYER, OR ANY THIRD PARTY, MAY HAVE AS A RESULT OF BUYER'S USE OR DISPOSAL OF THE GOODS. BUYER HAS READ THIS DISCLAIMER AND AGREES WITH ITS TERMS IN CONSIDERATION OF RECEIVING THE GOODS.



2480 South 3850 West, Suite B
Salt Lake City, UT 84120
(866) 975-0101 • (866) 975-0404 fax
www.transmittersolutions.com