

PALUHFKIT

INTRODUCTION

PALUHFKIT is a new long-range RFID reader featuring compact dimension, This innovative integrated reader is an all-in-one device that operates at a frequency range of 902-928 MHz and is an ideal solution for applications such as intelligent parking management and access control.

It includes a web interfaces that makes it easy to config and use. Additionally, the range of RF power is 10 to 26 dBm which is adjustable remotely.



Technical Specifications

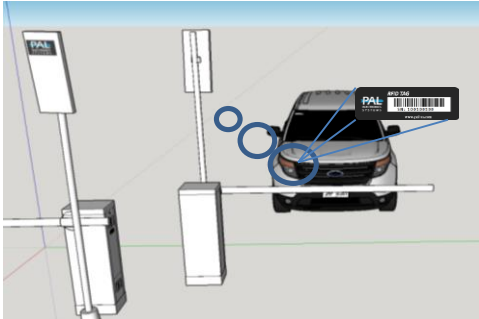
Operating Frequency	902-928 MHz
RF Power Output	10 to 26 dBm (adjustable via the web)
Read/Write Distance	Up to 7 meter (23 feet) (tags dependent)
I/O Interface	1 relay output
Power Supply	DC 12V / 1A
Antenna Dimension	500 mm × 200 mm × 26 mm

Applications

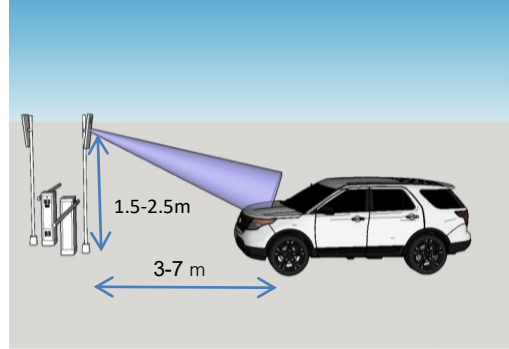
- Parking lot management.
 - Vehicle access control
 - Automatic weighing.
-

RFID Smart Gate Controller Installation Instructions

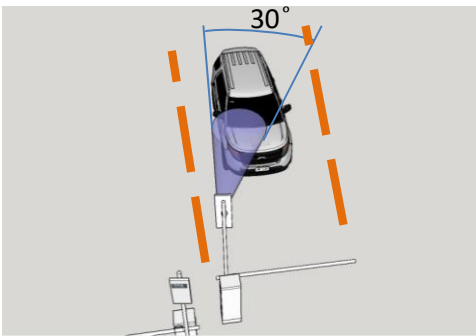
Each vehicle has unique RFID Identification sticker with a unique serial number. Placing the sticker at the vehicle windshield should be **on the same side** as the antenna location at the site.



The sticker ID can be received by RFID device up to 7 meters (23 feet) from the antenna base and depends on the environment. Height of the antenna should be about 1.5m to 2.5m from its base.



The antenna is transmitting via cone of approximately 30 degrees.



Highlights

- Power supply should be 12V DC / 1A
- To improve the identification transmission it is desirable that the antenna and sticker at the vehicle will be as parallel as possible.
- Placing the sticker at the vehicle windshield should be on the same side as the antenna location at the site.
- Maximum output relay load 60V/0.9A

FCC ID: 2AUD3-SG334G

This device has been tested and found to comply with the limits for a Class B digital device, pursuant to Part 15 of the FCC Rules. These limits are designed to provide reasonable protection against harmful interference in residential installations. This equipment generates uses and can radiate radio frequency energy and, if not installed and used in accordance with the instructions, may cause harmful interference to radio and television reception.

However, there is no guarantee that interference will not occur in a particular installation. If this device does cause such interference, which can be verified by turning the device off and on, the user is encouraged to eliminate the interference by one or more of the following measures:

- Re-orient or re-locate the receiving antenna.
- Increase the distance between the device and the receiver.
- Connect the device to an outlet on a circuit different from the one that supplies power to the receiver.
- Consult the dealer or an experienced radio/TV technician.

WARNING! Changes or modifications to this unit not expressly approved by the party responsible for compliance could void the user's authority to operate the equipment.

This device complies with FCC Rules Part 15: Operation is subject to two conditions: (1) This device may not cause harmful interference, and (2) this device must accept any interference that may be received or that may cause undesired operation.

To comply with FCC Section 1.1310 for human exposure to radio frequency electromagnetic fields, implement the following instruction:

A distance of at least 20 cm. between the Antenna and all persons should be maintained during the operation of the equipment.
