


FlexAir® – Alpha centrals and Nova software





Industrial



Residential



Office

Prima access control system

Prima's FlexAir® access control system is flexible, secure and user-friendly. Flexible, because its thoughtful design and quality components make it almost infinitely upgradable. Secure, because it includes tried-and-tested hardware and state-of-the-art software. And user-friendly, because it's been designed around the needs of those tasked with administering it – first and foremost.

The entire system can be expanded to cope with additional entrances and exits, to manage any combination of stand-alone and on- and offline doors, and to control the comings and goings of one to 100,000 people. Regardless of the size and functionality of the system you choose, you can be guaranteed that it will always share these features – and the same components – ensuring that it never becomes obsolete.

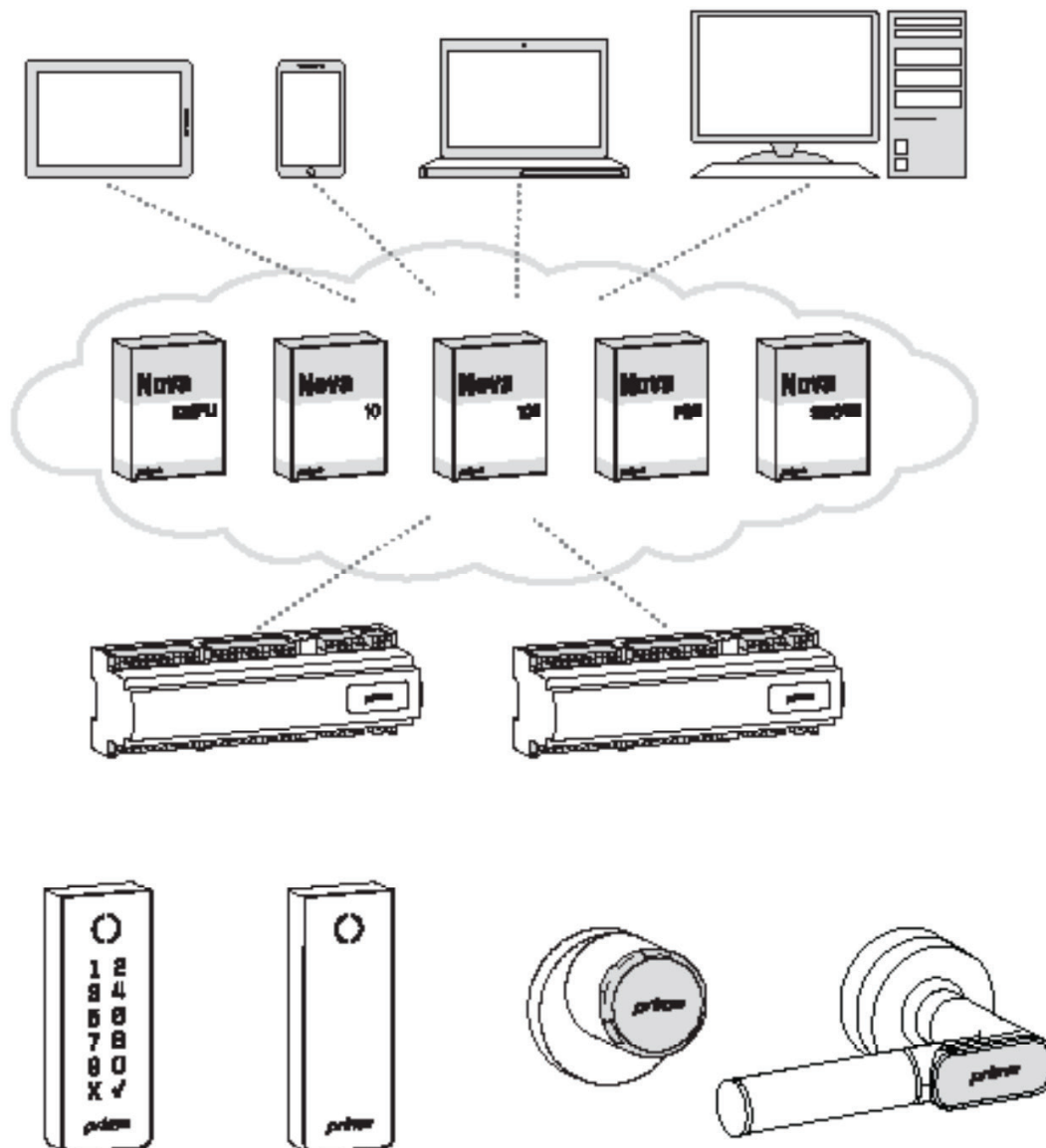
Eco-friendly

FlexAir® products are all eco-friendly. Readers are equipped with EST® (Energy Saving Technology): the reader without keypad uses only 1 W and can be programmed to shut down at night or switch itself on and off every few seconds during non-working hours. FlexAir® readers use much less energy as other equipment, saving you money, and the planet from CO₂ emissions.

Because our system is almost infinitely upgradeable you never have to throw away the old one. Simply add components and update the firmware and software. Waste is kept to a minimum. It's our way of opening the door to a better world.

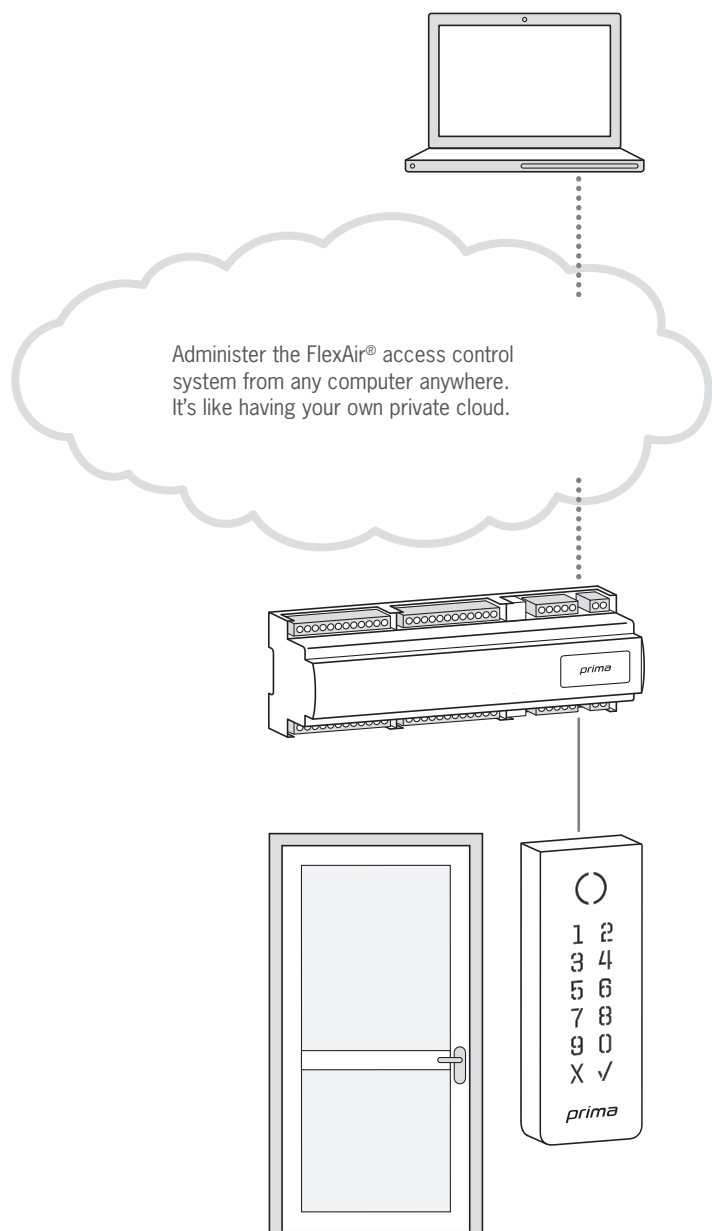
The FlexAir® concept

Prima's FlexAir® access control system consists of three elements: readers, centrals and software. All come in a variety of sizes and formats, enabling you to assemble them in whatever combination best suits your needs. That's what makes FlexAir® the most 'accessible' access control system there is.



Upgrade any time by adding new elements. Your FlexAir® can simply be expanded to meet your new requirements.

Nova software – control access via any web browser, on any computer, anywhere



Access control has never been easier. The FlexAir® system is administered via Nova software which can be accessed from any PC, Mac, tablet or smartphone with a web browser*.

Using your browser, you can control who has access to which doors, in what building, and when – and you can do so regardless of where you are in the world or the time of day it is. In fact, it's like having your own private cloud. Logging-in is as easy as accessing your email.

EASY TO MANAGE

Nova software was developed with the needs of administrators and receptionists firmly in mind. Nova makes it easy to:

- Add or remove users and controlled locations
- Register users and tailor which doors they can access and when
- Monitor all activity – all events are logged
- Define and name access groups
- Search for information in much the same way as you can using web search (Google)
- Create, customise, save and print PDF reports
- Register a new user's tag – just enter the number printed on it into the system
- Upgrade – simply select the software that matches your needs.

* For some applications Adobe Flash software is required

Easy to monitor
Overview enables administrators to keep tabs.

EASY TO USE

The user-interface is easy to navigate and intuitive to use. Setting up new users, and monitoring and changing when and where existing users can access locations, can all be initiated via a simple dashboard.

Easy to understand

Simple icons guide the administrator wanting to add or remove a user or location from the system.

prima

Search users

Nova

Events

Users & Access Rights

Add User

Edit User Gordon

Delete User Gordon

Manage groups

User Report

Locations & Hardware

Prima

My Account

Logout

User ID	Username	Department	Access groups
1	Andrej Dobejlek	Test2	ALL
24	James Clifford	Procurement	ALL
547	Susan Jones	Accounting	ALL
563	Stephen Miles	IT	ALL
753	Gordon Smith	Marketing	ALL
12	Madison Johnson	Sales	ALL
43	Kirsten Stuart	Human Resources	
1	Kim Williams	Finance & Admin.	
6	Christina Graham	Finance & Admin.	
87	Richard Robertson	Sales	
57	Sarah Taylor	Sales	ALL
75	Martin Green	Marketing	
3	David Allen	IT	
424	Alice Cooper	Marketing	ALL
314	Stephanie Brown	Sales	ALL
2	Steve Ramsay	Procurement	ALL
632	Michael Smith	Sales	
564	John Harrison	Marketing	
284	Brandon Simpson	Human Resources	
293	Lisa Moore	Accounting	
9	Tiffany Miller	IT	ALL
14	Jessica Rogers	Sales	ALL
7	Martin Johnson	Sales	
23	Michael Andrews	Procurement	ALL
39	Ben Williams	Finance & Admin.	
81	Emma Bradley	R&D	ALL
19	Lindsey Cole	R&D	ALL
329	Andrea Wright	Sales	ALL
172	Steve James	Finance & Admin.	ALL
193	Robert Martin	IT	ALL
101	Nicole Anderson	R&D	
8	Ann Jones	Marketing	

Gordon Smith

Marketing

All

▼ Demo

▶ Office entry

▶ Parking space

▶ Parking exit

▶ Parking entry

prima Search users **Nova**

<input type="checkbox"/> Events <input type="checkbox"/> Users & Access Rights Add User Edit User Gordon Delete User Gordon Manage groups User Report <input type="checkbox"/> Locations & Hardware <input type="checkbox"/> Prima <input type="checkbox"/> My Account <input type="checkbox"/> Logout	<table> <thead> <tr> <th>User ID</th> <th>Username</th> <th>Department</th> <th>Access groups</th> </tr> </thead> <tbody> <tr><td>1</td><td>Andrej Debeljak</td><td>Test2</td><td>ALL</td></tr> <tr><td>24</td><td>James Clifford</td><td>Procurement</td><td>ALL</td></tr> <tr><td>547</td><td>Susan Jones</td><td>Accounting</td><td>ALL</td></tr> <tr><td>753</td><td>Gordon Smith</td><td>Marketing</td><td>ALL</td></tr> <tr><td>12</td><td>Madison Johnson</td><td>Sales</td><td>ALL</td></tr> <tr><td>43</td><td>Kirsten Stuart</td><td>Human Resources</td><td></td></tr> <tr><td>1</td><td>Kim Williams</td><td>Finance & Admin.</td><td></td></tr> <tr><td>6</td><td>Christina Graham</td><td>Finance & Admin.</td><td></td></tr> <tr><td>87</td><td>Richard Robertson</td><td>Sales</td><td></td></tr> <tr><td>57</td><td>Sarah Taylor</td><td>Sales</td><td>ALL</td></tr> <tr><td>75</td><td>Martin Green</td><td>Marketing</td><td></td></tr> <tr><td>3</td><td>David Allen</td><td>IT</td><td></td></tr> <tr><td>424</td><td>Alice Cooper</td><td>Marketing</td><td>ALL</td></tr> <tr><td>314</td><td>Stephanie Brown</td><td>Sales</td><td>ALL</td></tr> <tr><td>2</td><td>Steve Ramsay</td><td>Procurement</td><td>ALL</td></tr> <tr><td>632</td><td>Michael Smith</td><td>Sales</td><td></td></tr> <tr><td>564</td><td>John Harrison</td><td>Marketing</td><td></td></tr> <tr><td>284</td><td>Brandon Simpson</td><td>Human Resources</td><td></td></tr> <tr><td>293</td><td>Lisa Moore</td><td>Accounting</td><td></td></tr> <tr><td>9</td><td>Tiffany Miller</td><td>IT</td><td>ALL</td></tr> <tr><td>14</td><td>Jessica Rogers</td><td>Sales</td><td>ALL</td></tr> <tr><td>7</td><td>Martin Johnson</td><td>Sales</td><td></td></tr> <tr><td>23</td><td>Michael Andrews</td><td>Procurement</td><td>ALL</td></tr> <tr><td>39</td><td>Ben Williams</td><td>Finance & Admin.</td><td></td></tr> <tr><td>81</td><td>Emma Bradley</td><td>R&D</td><td>ALL</td></tr> <tr><td>19</td><td>Lindsey Cole</td><td>R&D</td><td>ALL</td></tr> <tr><td>329</td><td>Andrea Wright</td><td>Sales</td><td>ALL</td></tr> <tr><td>172</td><td>Steve James</td><td>Finance & Admin.</td><td>ALL</td></tr> <tr><td>193</td><td>Robert Martin</td><td>IT</td><td>ALL</td></tr> <tr><td>101</td><td>Nicole Anderson</td><td>R&D</td><td></td></tr> <tr><td>8</td><td>Ann Jones</td><td>Marketing</td><td></td></tr> </tbody> </table>	User ID	Username	Department	Access groups	1	Andrej Debeljak	Test2	ALL	24	James Clifford	Procurement	ALL	547	Susan Jones	Accounting	ALL	753	Gordon Smith	Marketing	ALL	12	Madison Johnson	Sales	ALL	43	Kirsten Stuart	Human Resources		1	Kim Williams	Finance & Admin.		6	Christina Graham	Finance & Admin.		87	Richard Robertson	Sales		57	Sarah Taylor	Sales	ALL	75	Martin Green	Marketing		3	David Allen	IT		424	Alice Cooper	Marketing	ALL	314	Stephanie Brown	Sales	ALL	2	Steve Ramsay	Procurement	ALL	632	Michael Smith	Sales		564	John Harrison	Marketing		284	Brandon Simpson	Human Resources		293	Lisa Moore	Accounting		9	Tiffany Miller	IT	ALL	14	Jessica Rogers	Sales	ALL	7	Martin Johnson	Sales		23	Michael Andrews	Procurement	ALL	39	Ben Williams	Finance & Admin.		81	Emma Bradley	R&D	ALL	19	Lindsey Cole	R&D	ALL	329	Andrea Wright	Sales	ALL	172	Steve James	Finance & Admin.	ALL	193	Robert Martin	IT	ALL	101	Nicole Anderson	R&D		8	Ann Jones	Marketing		<p>Gordon Smith Marketing All</p>
User ID	Username	Department	Access groups																																																																																																																															
1	Andrej Debeljak	Test2	ALL																																																																																																																															
24	James Clifford	Procurement	ALL																																																																																																																															
547	Susan Jones	Accounting	ALL																																																																																																																															
753	Gordon Smith	Marketing	ALL																																																																																																																															
12	Madison Johnson	Sales	ALL																																																																																																																															
43	Kirsten Stuart	Human Resources																																																																																																																																
1	Kim Williams	Finance & Admin.																																																																																																																																
6	Christina Graham	Finance & Admin.																																																																																																																																
87	Richard Robertson	Sales																																																																																																																																
57	Sarah Taylor	Sales	ALL																																																																																																																															
75	Martin Green	Marketing																																																																																																																																
3	David Allen	IT																																																																																																																																
424	Alice Cooper	Marketing	ALL																																																																																																																															
314	Stephanie Brown	Sales	ALL																																																																																																																															
2	Steve Ramsay	Procurement	ALL																																																																																																																															
632	Michael Smith	Sales																																																																																																																																
564	John Harrison	Marketing																																																																																																																																
284	Brandon Simpson	Human Resources																																																																																																																																
293	Lisa Moore	Accounting																																																																																																																																
9	Tiffany Miller	IT	ALL																																																																																																																															
14	Jessica Rogers	Sales	ALL																																																																																																																															
7	Martin Johnson	Sales																																																																																																																																
23	Michael Andrews	Procurement	ALL																																																																																																																															
39	Ben Williams	Finance & Admin.																																																																																																																																
81	Emma Bradley	R&D	ALL																																																																																																																															
19	Lindsey Cole	R&D	ALL																																																																																																																															
329	Andrea Wright	Sales	ALL																																																																																																																															
172	Steve James	Finance & Admin.	ALL																																																																																																																															
193	Robert Martin	IT	ALL																																																																																																																															
101	Nicole Anderson	R&D																																																																																																																																
8	Ann Jones	Marketing																																																																																																																																

Andrej Debeljak

Change picture

Easy tip

Click once on a user's name to see their details. Double-click to edit their information and authorisations.

Nova software

– intuitively easy to use

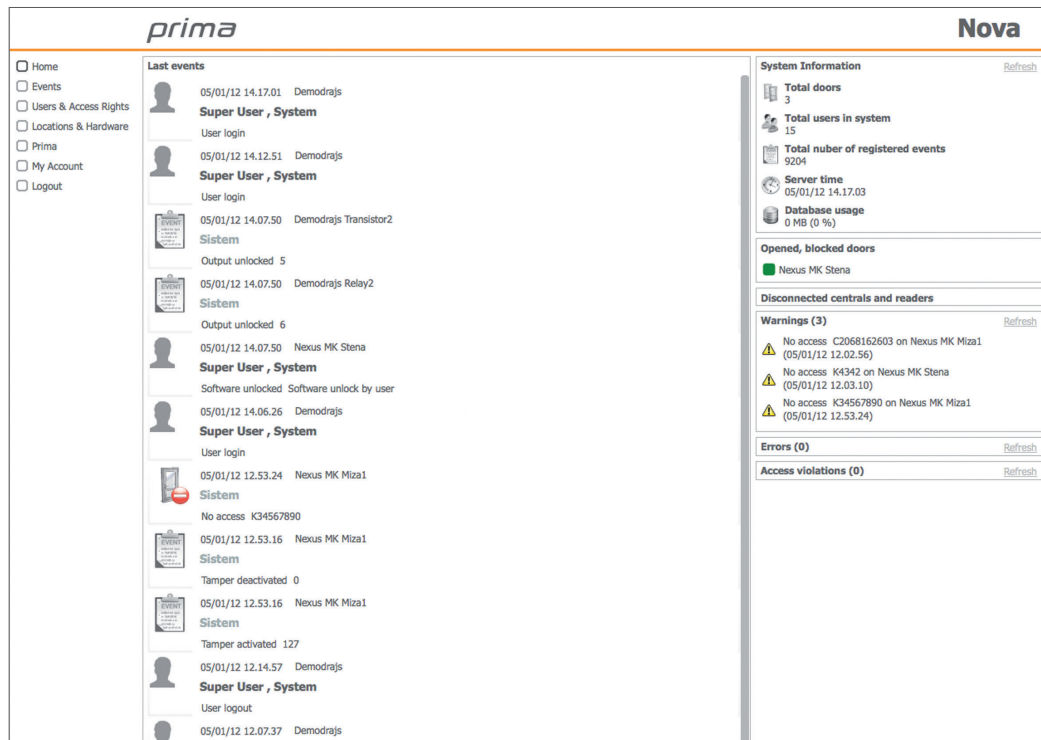
Always know what's happening

The first thing you'll encounter upon log-in is a dashboard with complete 'live' overview, showing latest events, network status, open and blocked doors, reported errors and more. 'Hot keys' provide jump-to links to all main functions (users & access rights, doors, zones etc). The user-interface and manuals are all in English.

First screen view after log on.



Search for user-specific events or locations: simply type in the name and/or location and search as you would in web search (Google).



All events are logged, enabling administrators to easily see who has logged in and made changes, and when they did so.

Network status, open and blocked doors, reported errors, and more are all clearly displayed.

Search made simple

All events, whoever major or minor, are recorded and stored. Using the search facility to find them again later is as easy as searching on web search (Google).


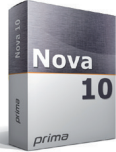



Create and output reports to PDF

Export events to PDF and print them in report format with just one click of the mouse.

Nova software

There are five different software packages to choose from, from within the Nova suite. They start with NovaSimpli – designed around the needs of homes, apartment blocks and small businesses – and extend up to NovaServer, which can manage the comings and goings of up to 5,000 users.

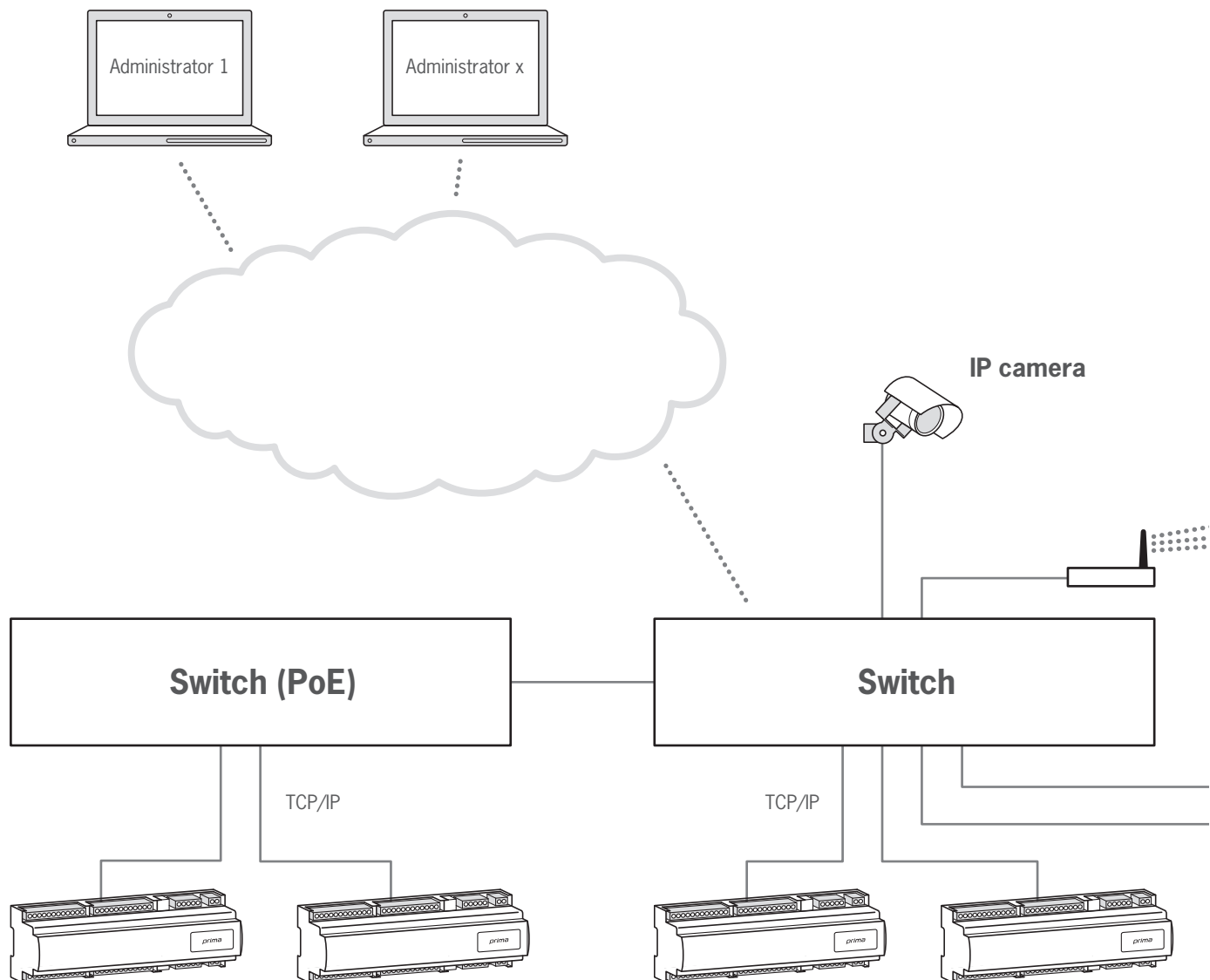
Because the features, functions and size of each system is determined by the software used to administer it, adding more doors, users or functionality is simply a matter of adding additional components and upgrading the software. You need never outgrow Nova.

					
	NovaSimpli	Nova10	Nova100	NovaPro	NovaServer
Type of software	Web browser software runs on Alpha2 or Alpha4 central	Web browser software runs on Alpha2 or Alpha4 central	Web browser software runs on Alpha2 or Alpha4 central	Web browser software runs on Alpha2 or Alpha4 central	Web browser software runs on a virtual Linux server
Software installation on PC	No	No	No	No	Yes - server
Software upgrade and system expansion without changing hardware	Yes	Yes	Yes	Yes	Yes
Maximum number of users	50	100	1,500	3,000	5,000
Maximum number of doors	4 online doors	10 online / offline	100 online / offline	250 online / offline	500 online / offline
Offline doors controlled by the software	No	Yes	Yes	Yes	Yes
Maximum number of administrator clients	1	2	5	10	100
Logging of administrator amendments	Yes	Yes	Yes	Yes	Yes
Mail message/warning to administrators	No	No	Yes	Yes	Yes
'Live' overview of key system information and operation status	Yes	Yes	Yes	Yes	Yes
Number of access groups	Unlimited	Unlimited	Unlimited	Unlimited	Unlimited
Number of time intervals	1	Unlimited	Unlimited	Unlimited	Unlimited
Time controlled door opening	No	Yes	Yes	Yes	Yes
Toggle function: card or code, PIN + card, or card + PIN	No	Yes	Yes	Yes	Yes
Automatic back-up with more than one central in the system	No	Yes	Yes	Yes	Yes
Import/export of text-files to and from Excel spreadsheet	No	Yes	Yes	Yes	Yes
Integration through input/output modules	No	No	Yes	Yes	Yes
Integration through XML interface	No	No	No	Yes	Yes
Picture of user uploaded directly from Adm. PC	Yes	Yes	Yes	Yes	Yes
Import of pictures from TCP/IP camera in connection with an event	No	No	Yes	Yes	Yes

Get a custom-made overview of the installed hardware

To facilitate the use of Nova software even more, it is possible for administrator to structure the set-up of the local system, by naming the locations and "placing" the centrals and readers to fit these locations on screen. This gives the administrators a custom-made overview of the actual hardware installation that fits their company.

FlexAir®'s flexible installation



Direct connection to PoE-switch

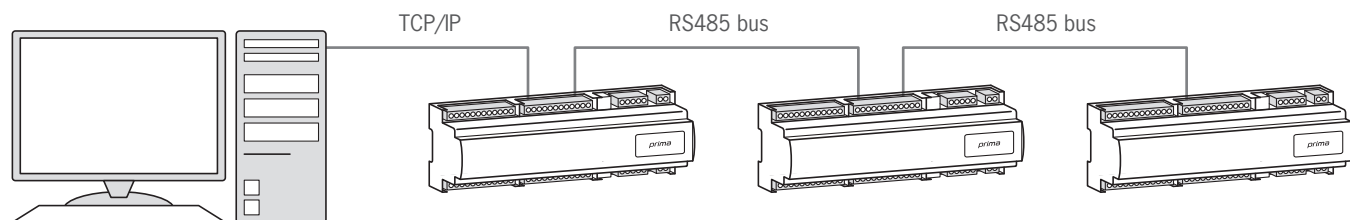
Centrals are connected to TCP/IP network through PoE switches. This eliminates the need for local power supply as it comes through the switch.

Direct connection to TCP/IP switch

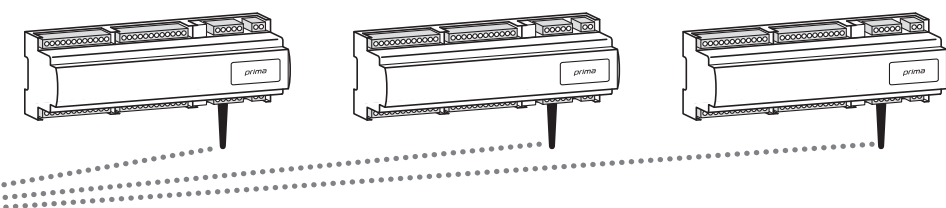
The most easy and common type of network system, where each central is connected directly to the switch.

“Traditional” PC connection

A central is connected to a stand-alone PC or Mac. The remainder centrals are connected via serial RS485 bus.

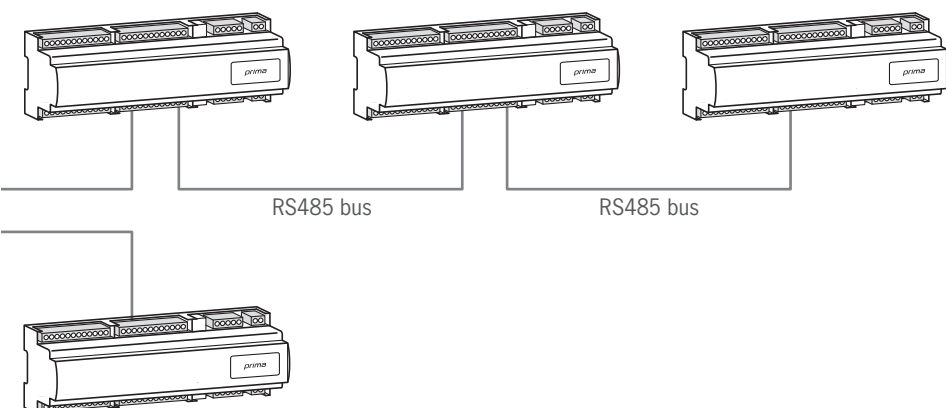


Regardless of the lay-out of your office, factory or home, FlexAir® has been designed to ensure that you will always find an installation set-up that matches your needs. Choose from either a “traditional” PC connection, connection via RS485 Ethernet/LAN, wireless LAN, or a combination.



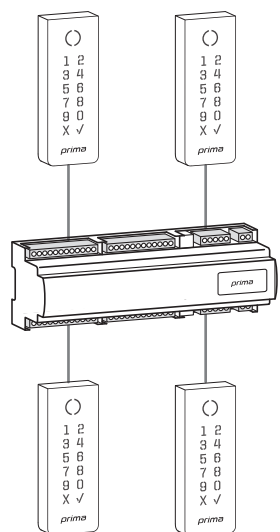
Wireless LAN connection

Connect your centrals via wireless LAN and eliminate the need for cabled connection.



Connection via RS485 bus

Connect one central to the TCP/IP switch and the remainder to this central via a serial RS485 bus.



To each central you can connect up 8 readers for up to 4 doors.

FAIL SAFE

Each central on a TCP/IP connection constantly synchronises with all other centrals on the system. Each one also carries a complete copy of the database, detailing all users, their permissions, event logs etc. As a consequence, each central hold a back-up of the complete system. No additional back-ups are required unless you only have one central. In the event of a system malfunction or breakdown simply use your browser to call-up another central within the system and use that to update the first's database. It's what we call 'fail-safe'.


A new generation of access control

The heart of any access control system is the central. In addition to making our Alpha centrals as user-friendly as possible, we were mindful of the need to make them 'future proof'. Of course, customers' ability to add to and upgrade our systems has always been a major focus, so all developments have had to anticipate both new technologies and backward compatibility. What we've created as a result therefore has a lot

of flexibility already built in to it. Alpha centrals are open to future demands and have many interface and integration possibilities built-in.

Alpha centrals are suitable for two or four online doors and come in two variants: standard, or an extended version with PoE supply, USB socket and output relays. All are suitable for DIN-rail installation.

STANDARD CENTRAL

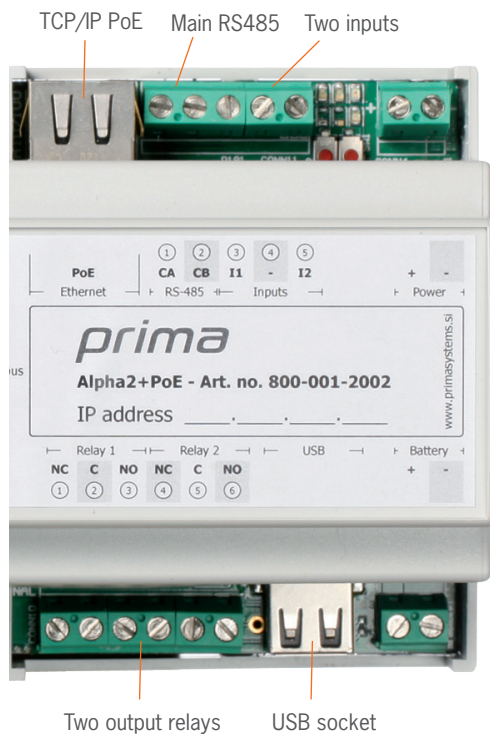


Alpha + PoE centrals

Alpha + PoE centrals have a PoE supply and USB socket. They are also fitted with two output relays which can, for example, be used for two zones alarm integration, or the integration with other systems in the building, connection/disconnection or to bypass alarms. The USB socket can be used to connect to a wireless LAN antenna, accessory modules such as I/O-modules, lift management, parking barriers, alarms systems via software protocols and more.

EXTENDED CENTRAL

– the PoE version has a POE-USB port and alarm I/O



Centrals can be supplied with a DIN rail box with smoked perspex cover for installation

Update both software and firmware

As something new, the Alpha centrals, the Nova software and the firmware of the online Nexus readers can be updated through the network connection when needed. This makes upgrading both simple and easy to achieve, without rendering existing installed equipment obsolete.

Features, functionality and the size of the system are all determined by the software version selected. In case that you need features, greater functionality, or a bigger system, and all you need to do is update the software. For details see the table on page 7.

FlexAir® represents the past, present and future of door access systems. Take control today.

ALPHA CENTRALS



Specifications	536MHz CPU with 256MB RAM 256 MB Flash 100.000 users 1.000.000 events log
Supply voltage	14.4 VDC +/- 10%, when used with battery backup supply voltage must be between 13.9 VDC and 14.6 VDC. The central's consumption without external loads is 150mA at 14.4 VDC (2W). Maximal consumption is limited to 60W.
Battery backup	12 VDC, 2.3 Ah
Backup of real time clock	Minimum 72h
Operating temperature	-20 °C to 85 °C If used with battery backup, please check battery limitations.
Communications	1x J45 10/100 MB Ethernet port 1x RS485 central communications port ¹ , distance up to 1000m 1x USB host port ³
Readers	2x or 4x RS485 ports ¹ supports up to 4 or 8 readers using MODBUS protocol. Maximal power output for each reader port is 700mA at 13.9VDC ²
Outputs	2x or 4x lock outputs each as relay (max. 30VDC, 2A) and transistor MOSFET output (13.9 VDC at max. 700mA ²). 2x auxiliary output relays (max. 30VDC, 2A) ³
Alarm output	Use auxiliary relay output ³
Inputs	2x or 4x requests to exit (voltage free) 2x or 4x door monitors (voltage free) 2x auxiliary inputs (voltage free) Galvanic isolation is provided on all input channels with opto-couplers.
Tamper switch	(Art.no.: 800-000-9001) Optional, use auxiliary input
PoE (only +PoE models)	Powers up to 25 W ³ , according to standard for PoE+ IEEE 802.3at ²
Dimensions	Central housing is 213mm long, 91mm wide and 62mm high for 35mm DIN-rail. System housing for power supply, central, and battery holder is 287mm long, 361mm wide and 112mm high, IP 40, 2 rows of 12 modules
Weight	330g
Installation	Installation of equipment must be done by a professional electrician on restricted access location
Standards and certificates	CE
Color	Gray
Material	Central housing is made of self-extinguishing blend PC ABS, system housing is made of Acrylonitrile Butadiene Styrene (ABS)
Warranty	2 years

Note 1 Use AWG23 (0.6mm) Cat. 6 type or AWG24 (0.5mm) Cat. 5 type
Note 2 Maximal overall power consumption of all readers and all transistor outputs is limited to 4A at 13.9 VDC (55.6W).
Note 3 When central is powered over PoE, maximal overall power consumption is 25W.
PoE, USB, auxiliary inputs and outputs are only available on centrals Alpha 2+, Alpha 4+, Alpha2+PoE and Alpha4+PoE.

Prima Systems - experts in the field of access control

Prima Systems was founded by engineers with years of experience in the field of access control. With their specialist expertise and through solid first-hand experience, they have developed an access control system based on what clients want and need, while having high security in mind. We provide 100 % access control systems, and we co-operate with experts in the field to continuously develop innovative and secure, yet user-friendly products for customers.

Our production and development are internationally based, and our experienced sales force and experienced technicians are always ready to help you.

If you need guidance, solution-suggestions, price estimates, samples and such please feel free to contact us. Together we will find the best solution to secure your building.